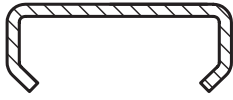
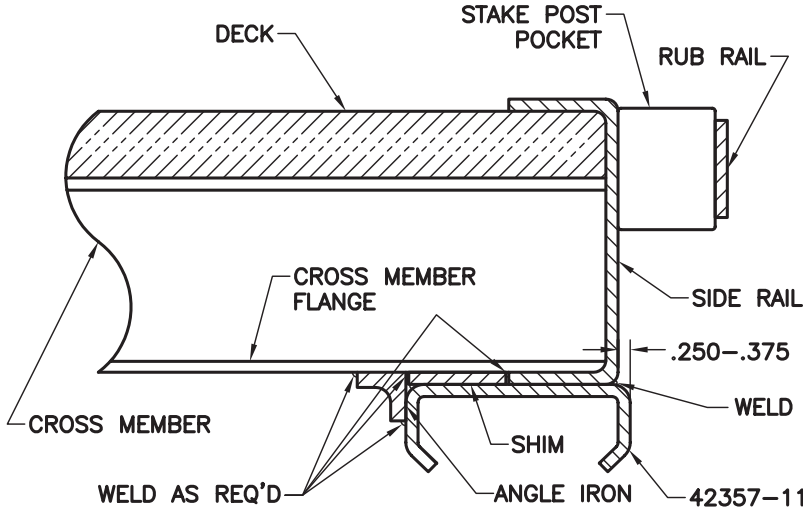
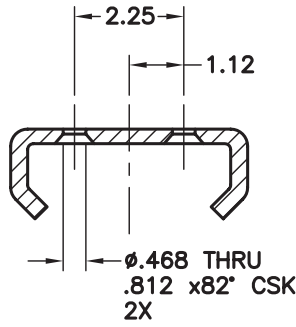
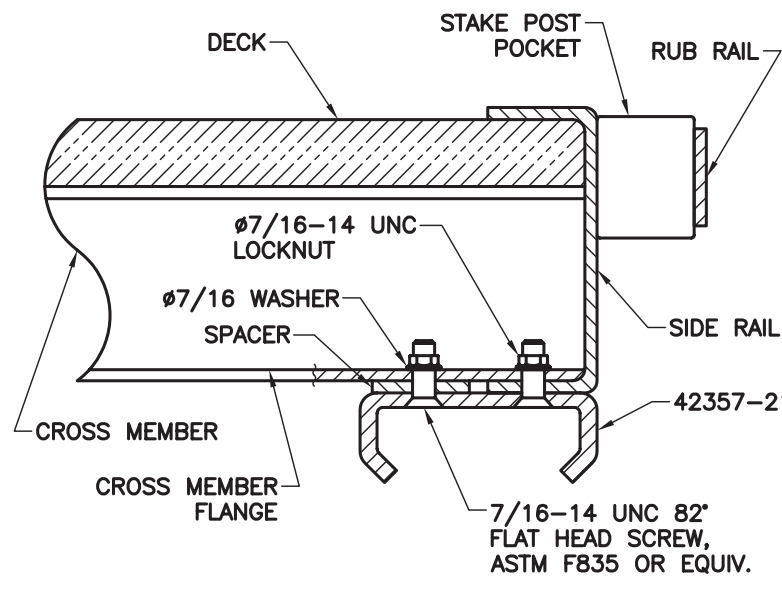
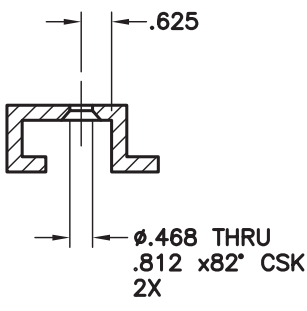
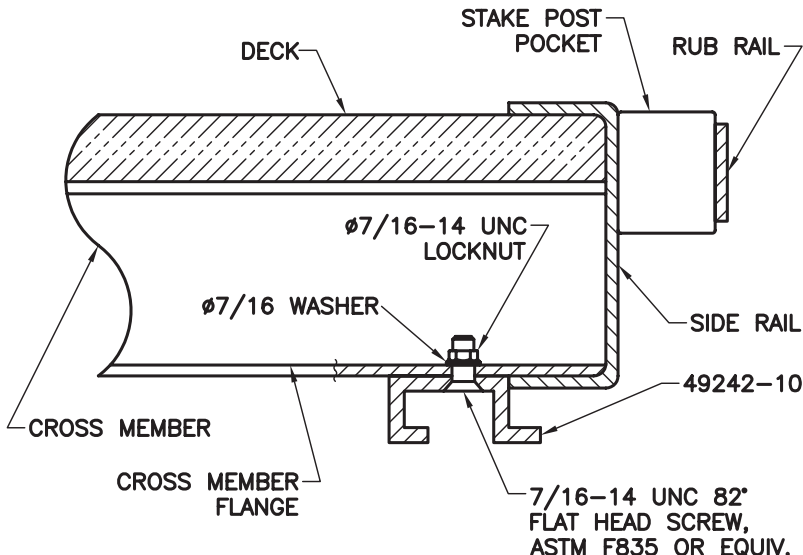


INSTALLATION PROCEDURE FOR ANCRA WINCH TRACKS

TYPE	INSTALLATION FIGURE	PROCEDURE
		<p>STEEL WINCH TRACK PN: 42357-11 & 42357-12</p> <ol style="list-style-type: none"> 1. Align the Winch Track along the bottom of trailer side rail. The Winch Track must extend .250 to .375 inches past the side rail. 2. Place angle iron or shim adjacent to inboard side of the Winch Track. Weld the angle iron or shim to cross members flanges. 3. Place the Winch Track beneath the side rail and attach to the side rail and the angle iron with minimum .250 inch fillet welds, 2 inches long, every 6 inches with .125 inch penetration.
		<p>ALUMINUM WINCH TRACK PN: 42357-21</p> <ol style="list-style-type: none"> 1. Measure spacing of cross members on trailer. 2. Mark location of fasteners on the Winch Track. Two fasteners are necessary to attach the Winch Track to each cross member. 3. Drill and countersink holes in the Winch Track as shown. 4. Place the Winch Track and spacer beneath the side rail. Make sure that flange of the Winch Track is flush with the side rail. 5. Using holes in the Winch Track as pilot holes, drill through the side rail, the cross members, and the spacer. 6. Attach components with screws, washers, and nuts. Torque fasteners to 40 ft lbs.
		<p>ALUMINUM WINCH TRACK PN: 49242-10 & 49789-10</p> <ol style="list-style-type: none"> 1. Measure spacing of cross members on trailer. 2. Mark location of fasteners on the Winch Track. One fastener is necessary to attach the Winch Track to each cross member. 3. Drill and countersink holes in the Winch Track as shown. 4. Place the Winch Track and beneath the side rail. Make sure that flange of the Winch Track is flush with the side rail. 5. Using holes in the Winch Track as pilot holes, drill through the cross members. 6. Attach the Winch Track with screws, washers, and nuts. Torque fasteners to 40 ft lbs.

COPYRIGHT ANCRA INTERNATIONAL 2013.

This is an unpublished work. The disclosure of this work is limited to select personnel. Further dissemination or disclosure to the public is PROHIBITED. This unpublished work is protected by U.S. Copyright law and corresponding foreign copyright laws, and all rights thereunder are reserved by ANCRA INTERNATIONAL.